

Monthly report - December 2021

Key figures

Fund symbol:	PSKOP
Fund type:	Multi-Asset Global Aggressive
Inception date:	19.04.2006
Net asset value (NAV):	3.505.911,22 EUR

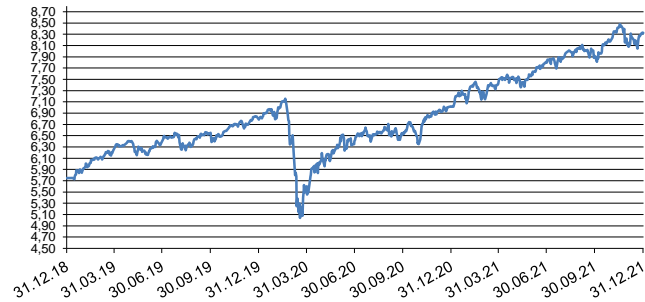
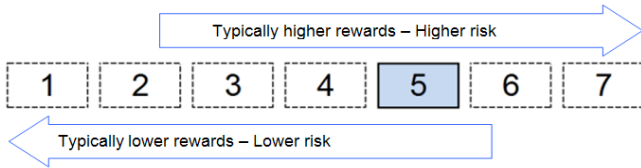
Return overview

	1 year	3 years	5 years
Nav return	18,67%	48,87%	49,16%

Note: Past returns are not guarantee for future returns. Subscription and redemption fees reduce the total return on investment.

Risk and reward profile

Basic chart over 36 months



The risk indicator was calculated incorporating simulated historical data and may not be a reliable indication of the future risk profile of the Fund. The risk category shown is not guaranteed and may change over time. The lowest category does not mean risk free.

The Fund is rated five due to the nature of its investments which include the risks listed below. These factors may impact the value of the Fund's investments or expose the Fund to losses.

The value of equities and equity-related securities can be affected by daily stock market movements. Other influential factors include political, economic news, company earnings and significant corporate events.

Particular risks not adequately captured by the risk indicator include:

Liquidity Risk – lower liquidity means there are insufficient buyers or sellers to allow the Fund to sell or buy investments readily.

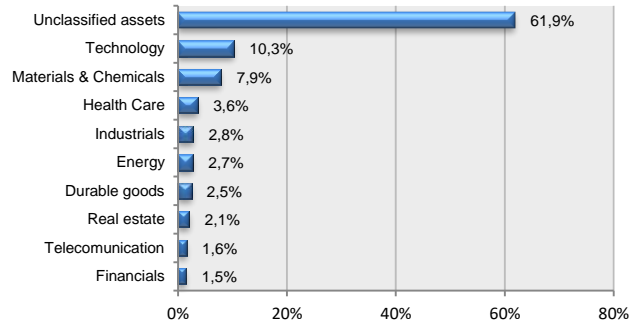
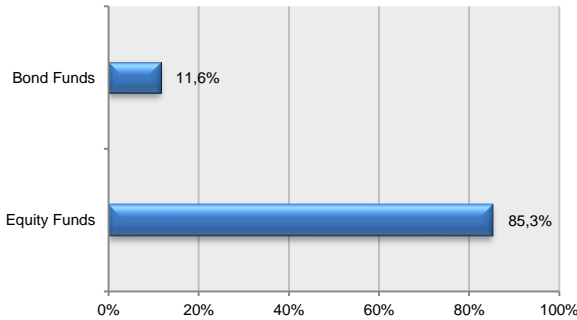
Credit risk – the issuer of a financial asset held within the Fund may not pay income or repay capital to the Fund when due.

Top 10 holdings as at 31.12.2021

Issuer	Code	Share in %
ISHARES S&P 500 UCITS ETF USD DIS	IUSA GY	5,65
XTRACKERS MSCI WORLD UCITS ETF	XDWD GY	5,44
LYXOR ETF MSCI INDIA	INR FP	5,12
FIRST TRUST US EQUITY OPPORTUNITIES ETF	FPX US	4,94
ISHARES DAX (DE)	DAXEX GY	4,80
LYXOR MSCI USA UCITS ETF D-EUR	USA FP	4,69
ISHARES EXPONENTIAL TECHNOLOGIES ETF	XT US	3,83
ISHARES TECDAX	TDXPEX GY	3,78
XTRACKERS SWITZERLAND UCITS ETF	XSMI GY	3,62
MARKET VECTORS AGRIBUSINESS ETF	MOO US	3,36

Asset allocation as at 31.12.2021

Asset allocation by sector as at 31.12.2021



Asset allocation by region - markets as at 31.12.2021

